



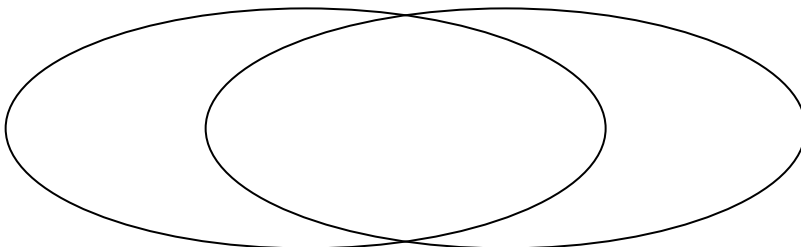
Solve each problem.

- 1) The table below shows the attributes of several types of candy. Use the chart to fill in the Venn Diagram.

	Yum-Yums	Googlies	Bananza	Ribbles	Dubbles	Fidgies
Flavor	Sugar	Sugar	Chocolate	Sugar	Sugar	Sugar
Color	Uniform	Mixed	Mixed	Mixed	Uniform	Mixed

Sugar

Mixed Color

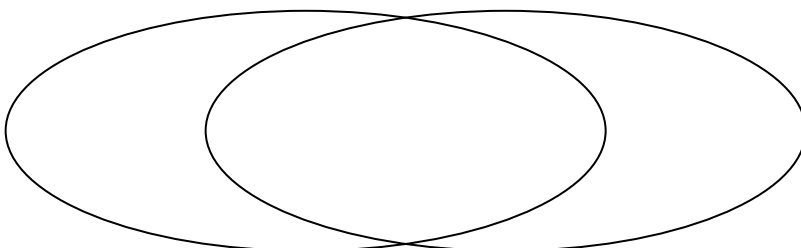


- 2) The table below shows the information on several pizza places. Use the chart to fill in the Venn Diagram.

	Pizza Bros	Za Pizza	John's Pizza	Luigi's Pizza	Slice of Life	Italy's Best
Delivery	Free	Free	Free	Free	Pay	Free
Quality	Low	High	Low	High	High	Low

Free Delivery

High Quality

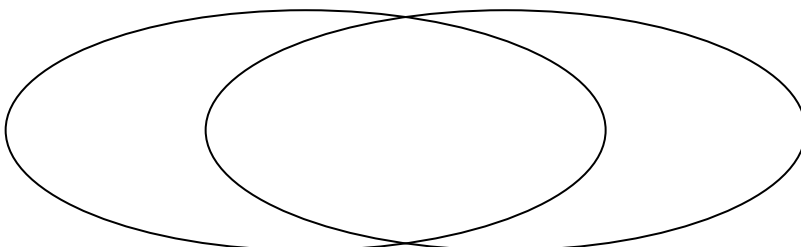


- 3) The table below shows the physical traits of different students. Use the chart to fill in the Venn Diagram.

	Pam	Helen	Carl	Zoe	Sam	Dan
Eye Color	Blue	Blue	Blue	Green	Green	Green
Hair Color	Blonde	Red	Red	Blonde	Blonde	Blonde

Blue Eyes

Blonde Hair





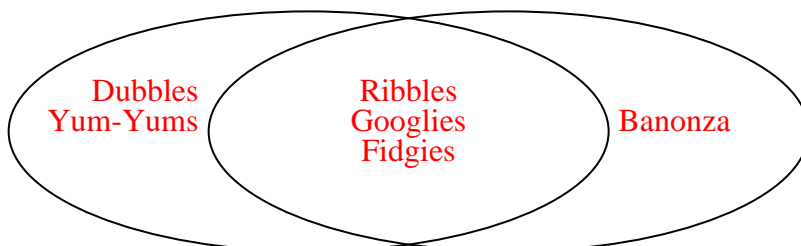
Solve each problem.

- 1) The table below shows the attributes of several types of candy. Use the chart to fill in the Venn Diagram.

	Yum-Yums	Googlies	Banonza	Ribbles	Dubbles	Fidgies
Flavor	Sugar	Sugar	Chocolate	Sugar	Sugar	Sugar
Color	Uniform	Mixed	Mixed	Mixed	Uniform	Mixed

Sugar

Mixed Color

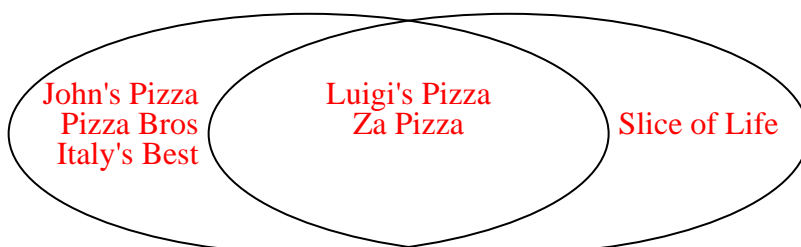


- 2) The table below shows the information on several pizza places. Use the chart to fill in the Venn Diagram.

	Pizza Bros	Za Pizza	John's Pizza	Luigi's Pizza	Slice of Life	Italy's Best
Delivery	Free	Free	Free	Free	Pay	Free
Quality	Low	High	Low	High	High	Low

Free Delivery

High Quality



- 3) The table below shows the physical traits of different students. Use the chart to fill in the Venn Diagram.

	Pam	Helen	Carl	Zoe	Sam	Dan
Eye Color	Blue	Blue	Blue	Green	Green	Green
Hair Color	Blonde	Red	Red	Blonde	Blonde	Blonde

Blue Eyes

Blonde Hair

